

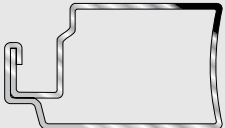
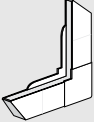
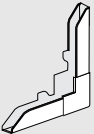
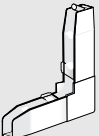



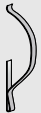



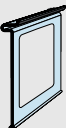
Window Screen Frame

Size	Box Qty/ Bin Qty	Linear Feet	Color	Part #
5/16" x 3/4" Frame 	Box 150 pcs Bin 1,700 pcs	14' 14'	White Almond Bronze Adobe Gray	30.60.08.1663 30.60.01.1613 30.60.02.1624 30.60.63.1716 30.60.05.1644
3/8" x 3/4" Frame 	Box 143 pcs Bin 1,500 pcs	14' 14'	White Almond Bronze Adobe Gray Tan	30.60.08.1662 30.60.01.1612 30.60.02.1623 30.60.63.1718 30.60.05.1643 30.60.19.1686
7/16" x 3/4" Frame 	Box 110 pcs Bin 1,300 pcs	14' 14'	White Almond Bronze Adobe Gray Tan	30.60.08.1661 30.60.01.1610 30.60.02.1622 30.60.63.1715 30.60.05.1642 30.60.19.1689

Window Screen Components

Size	Box Qty/ Bin Qty	Linear Feet	Color	Part #
5/16" Corner 	Box 2,600 pcs	NA	White Almond Bronze Adobe Gray	30.50.08.1308 30.50.01.1247 30.50.02.1263 30.50.63.1365 30.50.05.1288
3/8" Corner 	Box 2,600 pcs	NA	White Almond Bronze Adobe Gray Tan	30.50.08.1310 30.50.01.1249 30.50.02.1265 30.50.63.1368 30.50.05.1289 30.50.19.1332
7/16" Corner 	Box 2,300 pcs	NA	White Almond Bronze Adobe Gray Tan	30.50.08.1311 30.50.01.1250 30.50.02.1266 30.50.63.1364 30.50.05.1290 30.50.19.1339

Window Screen Components

Size	Box Qty/ Bin Qty	Linear Feet	Color	Part #
3/16" Corner Spring 	Box 10,000 pcs	NA	NA	30.70.74.1862
1/4" Corner Spring 	Box 10,000 pcs	NA	NA	30.70.74.1861
Lift Tab 	Box 5,000 pcs	NA	Clear Black	30.70.00.4679 30.70.14.1605
.145 Foam Screen Spline 	NA	6,000 LF per roll	NA	10.80.14.1727
.170 Foam Screen Spline 	NA	5,000 LF per roll	NA	10.80.14.1732
Loop Tab 	Box 5,000 pcs	NA	Clear Black	30.70.00.1587 30.70.14.1602

Contact