



High-Performance Thresholds

Virtually eliminate air and water infiltration | Meet code and ADA requirements | Resist weathering
Create efficiencies with pre-assembled components | Built-in flexibility



Designed for Performance. Designed for You.

Quanex's patented ImperiSeal™ technology is your best defense against the elements. With a continuous filament that positively seals the adjusting rail to the deck of the sill, a unitary exposure surface is created that stops water at the threshold and eliminates the need for sill pans.

www.Quanex.com

Defy Gravity with Quanex

What goes up must come down. The law of gravity applies to exterior doors as water infiltration is most common at the base of the system. Incorporating the right threshold can make all of the difference in meeting code requirements and ensuring long-lasting performance in any climate.

As the needs of entry door producers and installers continue to evolve, Quanex Building Products has stayed steps ahead of the competition with a full line of thresholds to meet their performance, installation and budgetary goals. And performance is guaranteed with a limited lifetime warranty. See Quanex.com/thresholds or contact us for more details.

With 98.5% or higher on-time delivery and a customer satisfaction rating of 99.9%, you know you are getting nothing but the best every time.



Don't just prevent air and water infiltration. Eliminate it!


Quanex's patented ImperiSeal™ technology is your best defense against the elements.

With a continuous filament that positively seals the adjusting rail to the deck of the sill, a unitary exposure surface is created that stops water at the threshold and eliminates the need for sill pans.

The 'Y' series of thresholds from Quanex carries numerous third-party air and water infiltration certifications well in excess of PG50.

Choose from our full line of thresholds designed around the needs of manufacturers, installers and homeowners.

	ImperiSeal™ 5Y Series	Can-Am 5C Series	First Step Sill
Structure	Composite Substrate	✓	✓
	Injection Molded	N/A	✓
	Real Wood	✓	N/A
	Thermal Break	✓	✓
	Half Base	✓	N/A
	Full Base	✓	✓
	Cut-down Options	Unlimited	Unlimited
Finishes	Aluminum (Mill)	✓	✓
	Bronze	✓	✓
	Brass	Option	N/A
	Brushed Nickel	✓	Option
Rail Options	Black Vinyl	✓	N/A
	Woodgrain Vinyl	✓	✓
	Bronze Vinyl	✓	N/A
	Hardwood (real wood)	✓	N/A
	Aluminum - Mill	✓	N/A
	Aluminum - Bronze	✓	N/A
Sill Width	3-1/2"	N/A	✓
	4-9/16"	✓	✓
	5-5/8"	✓	N/A
	6-9/16"	N/A	✓
	7-5/8"	✓	N/A
Basic Configuration	Single	✓	✓
	French - Double	✓	✓
	Patio	✓	✓
	Continuous Sidelite	✓	✓
Nosing	Wood	✓	N/A
	Vinyl	✓	✓
	Aluminum	✓	✓



5Y Sill with ImperiSeal™ Technology

High-performance thresholds constructed of natural-looking composite materials

Achieve superior results with Imperial composite 5Y Thresholds designed to eliminate air and water infiltration, resist weathering and provide a long-lasting natural appearance door system.

Durable composite rail & nose

- Cellular PVC rail is extremely resilient to long-term exposure to temperature changes, wind and snow loads
- Provides the appearance of natural wood, but retains its color long-term like a composite
- Reduces maintenance with no staining or painting required

Built-in flexibility

- With precision-engineered rails, adjusts upward and downward using flush screws, while the rail interlocks with a high-dam aluminum sill
- Uses counter-beveled, one-piece screws so that the system can be easily adjusted for the life of the product using a common No. 2 or 3 Phillips-head screwdriver
- Streamlines inventory control with modular design that enables user to stock fewer parts
- Get increased protection in outswing configurations with bumpers that provide a secure seal, resist environmental stresses and prevent moisture penetration. Conversion kits also available

Meets code and design requirements:

- Meets all building code requirements for entry doors
- Available in full width (5-5/8" to 7-7/8"), corridor width (4-9/16") and as continuous sidelite or patio door systems (see project selection chart on page 3)
- Tile-back option allows sill to sit flush with tile flooring with available integrated gasket



Doors undergoing testing at Quanex Building Products' Richmond, Indiana test facility

The 'Y' and 'C' series carries numerous third-party air and water infiltration certifications well in excess of PG50—surpassing all AAMA minimum Gateway requirements

5C Can-Am Sill with ImperiSeal™ technology

NAFS-ready threshold meets strict Canadian requirements

The Imperial-CA Sill is one of the most robust threshold offerings on the market designed specifically for high-end entry doors. This is the perfect solution for fabricators and door hangers in Canada where the climates are harsh and the codes are the most stringent.

NAFS Canadian Supplement for Exterior Doors

In Canada, entry doors must be certified to meet DP ratings per NAFS-08, including simulated rainfall during testing. If one drop of water crosses the plane of the door, it fails. The Quanex Imperial - CA Sill is pre-tested and "NAFS ready" so you can save valuable time and money on testing (save up to 2/3 of the cost of starting from scratch).

Unique features:

- Available in 4-9/16" & 6-9/16" widths, and to achieve widths as great as 11", fabricators only need to inventory one common extender series
- Thicker aluminum that balances the desire for high performance and aesthetics
- Meets and exceeds air and water infiltration requirements to certify entry doors in Canada



What's the difference between DP and PG ratings?

DP is the maximum positive and negative wind load that a door can withstand before it shows signs of failing in simulated conditions. The higher the number, the better the rating. For example:

Rating	Equivalent Wind Velocity
DP15	94 miles per hour
DP30	132 miles per hour
DP40	153 miles per hour*

*equivalent to a Category 4 Hurricane

PG, or Performance Grade, PG means that the product was tested to the applicable design pressure as well as all the other requirements identified by the standard/specification. Such as:

- Operating force
- Air leakage resistance
- Water penetration resistance
- Uniform load deflection test
- Uniform load structural test
- Forced-entry resistance

First Step Sill

Balancing Quality, Utility, and Value

The FirstStepTM Sill system is a high-quality composite product for the general market, delivering ideal performance for entry level applications and beyond. Meeting the minimum residential building code requirements for water performance of PG15, the FirstStepTM Sill was developed to deliver the perfect balance of quality, utility and value.


Features

- Exposed screws for easy adjustment and minimized damage to door sweeps
 - * No screw caps to lose
 - * Quanex's proven Screw/Clip technology = Reliability
- Natural woodgrain look to the adjustable rail and nosing
- .055 aluminum deck available in mill or bronze anodize
- Full Sill Program with Singles, CSL, French and Patio available
- Industry standard 5 degree dado spec with 1-3/8" high rail
- Accepts Quanex's full line of 5 degree extenders (3/4" - 4-3/8")
- Trimmable short sills at the popular lengths (3/0, 2/10, 2/8, 2/6, and 2/0)
- Available widths 3-1/2", 4-9/16", 5-5/8" and 7-5/8"
- Competitively priced product for the builder grade and retail markets


Full Profile



Other configurations



Cut-down Features




Specialty Options

Exterior door installations come in all shapes and sizes. These special circumstances call for specialty products that boost performance, improve aesthetics and meet regulatory requirements. And we have just what you need.

- **ADA compliant sills** - Most commercial and multifamily buildings require that sills meet special American with Disabilities Act (ADA) requirements. These sills are specially constructed to meet width and ease of accessibility requirements, while providing a lasting seal that prevents air and water infiltration using a thermally broken dam.
- **Tile-back extenders** - A high-end finished look is crucial to the reputation of any door hanger. We offer tile-back extender options that provide a seamless transition between the exterior door and a tile floor, adding beauty and value to the end user.
- **Fixed outswing bumpers** - Get increased protection in outswing configurations with bumpers that provide a secure seal, resist environmental stresses and prevent moisture penetration with integrated water management.
- **Continuous sidelite sill** - Ensure a proper fit and eliminate leaks with our continuous sidelight sills that snap into place without the need for fasteners. For added convenience, they are also repositionable for mull or patio systems. See the selector guide on page 3 for availability.
- **Sill covers** - Protect against damage from construction debris with specially engineered sill covers that provide a secure fit.
- **Jamb adapters** - For a completely rot-free jamb option. By lifting the jamb off the floor, it is kept out of any pooling water.
- **Regional variations** - We offer options to cater to the climates and styles of various regions. For example, the 5R sill is an excellent replacement option for the Southeastern U.S. market.

Most of our threshold offerings are also available in either adjustable or fixed configurations for either inswing or outswing installations.



Higher Performance Starts Here



Create Efficiencies with Pre-Assembled Components

In addition to a wide array of threshold products, we are focused on helping you streamline your door production processes whenever possible. One of the ways we do that is by providing a number of pre-assembled components and accessories custom-made to your exacting specifications, so they can easily flow into your production line.

Assembled parts from Quanex include:

- **High-quality window and patio door screens** - When you choose Quanex, you'll quickly see how we earned our place as America's leading manufacturer of premium assembled window screens.
- **Custom and removable tape-applied window and door grilles** - For ultimate versatility, Quanex grilles are offered in a variety of materials, including wood, aluminum, and vinyl composite.
- **Bay and bow window kits** - With two CNC routers in-house, we can manufacture your head and seat boards to your exact specifications. We also offer wood platforms, optimull posts for your custom sizes, and roof skirts with copper- and aluminum-clad kit options.
- **Pre-drilled extension jambs** - Quanex is proud to offer both hardwood and softwood engineered components to complement your manufacturing process. We provide mouldings in a wide array of wood species and grades for a premier finished look to any project.
- **Astragal hardware packets** - Assembled for your convenience, packets include instructions, strike plates, retainer, corner pad, and screws.

OEM Services - We also offer expert engineering support services to help you custom design a pre-assembled product to meet your product, production and logistical requirements. Engineering and 3D prototype capabilities = Success!

Need something a little different? Contact us at 800.537.7285 to learn more about these options, or talk to us about designing a product made just for you.



Quanex—One Source for Your Door Needs

Beyond the threshold, Quanex offers a complete suite of high-performance door products designed to provide simplicity, improve energy performance, boost security, and reduce or eliminate air and water infiltration.

Triple Seal™ and StainRite™ French door astragals: Triple Seal™ astragals are consistently the highest performing (air/water PG40+) and most durable (boot certified for 5000 cycles with no wear) astragal available because of our patented TripleSEAL™ design. StainRite™ astragals offer the same performance characteristics and patented design, but are also 100 percent stainable. All of our astragals maximize performance and offer smooth, one-step operation.


Weather seals: Leading Edge™ Corner Pads, 2² Sweeps and EZ Sweep Pads are designed to augment and complement the performance of any threshold or astragal. These unique weather seals can save on labor, boost energy efficiency and work effectively, even in high wind or stormy conditions.

MPLS3 three-point locking system: The MPLS3 locking system is made of 100 percent stainless steel to provide durability, weather resistance and security. The system is available in a variety of configurations and is engineered with a "lock-tongue" system that works in opposing directions for maximum security and weather-stripping compression.

Rollformed cladding: Our cladding products allow you to keep the architectural lines of your sash, improve energy performance, and keep water out while providing the maintenance-free features demanded by your customers.

Custom grilles: Whether you are looking for grilles that will fit into your manufacturing process or replacement grilles, we can customize a solution to suit your requirements. We provide both permanent and removable options in wood, vinyl and aluminum materials.

Contact your Quanex sales representative or call us at **800.537.7285** for solutions to meet your unique needs, or see our full line of door products at www.Quanex.com.



Higher Performance Starts Here

The Quanex Advantage

High-Performance Thresholds

Quanex Building Products is a premier supplier to the building and construction market focused on advancing the markets we serve with innovative products, including:

- Vinyl window and door profiles
- Insulating glass spacers
- Window and door components
- Wood architectural mouldings
- Custom solutions

Visit www.Quanex.com to get started.

Quanex warm edge insulating glass spacer systems are energy efficient and dramatically reduce condensation. Door lites made with Quanex spacers offer unmatched durability and provide superior thermal performance.

Quanex crafted Simulated Divided Lite system.

Quanex 2² Sweep with EZ Pad - maintain maximum surface area contact to threshold rail.

Quanex Imperial 5Y Threshold™ —the world's highest performance threshold system delivers ratings in excess of PG50.

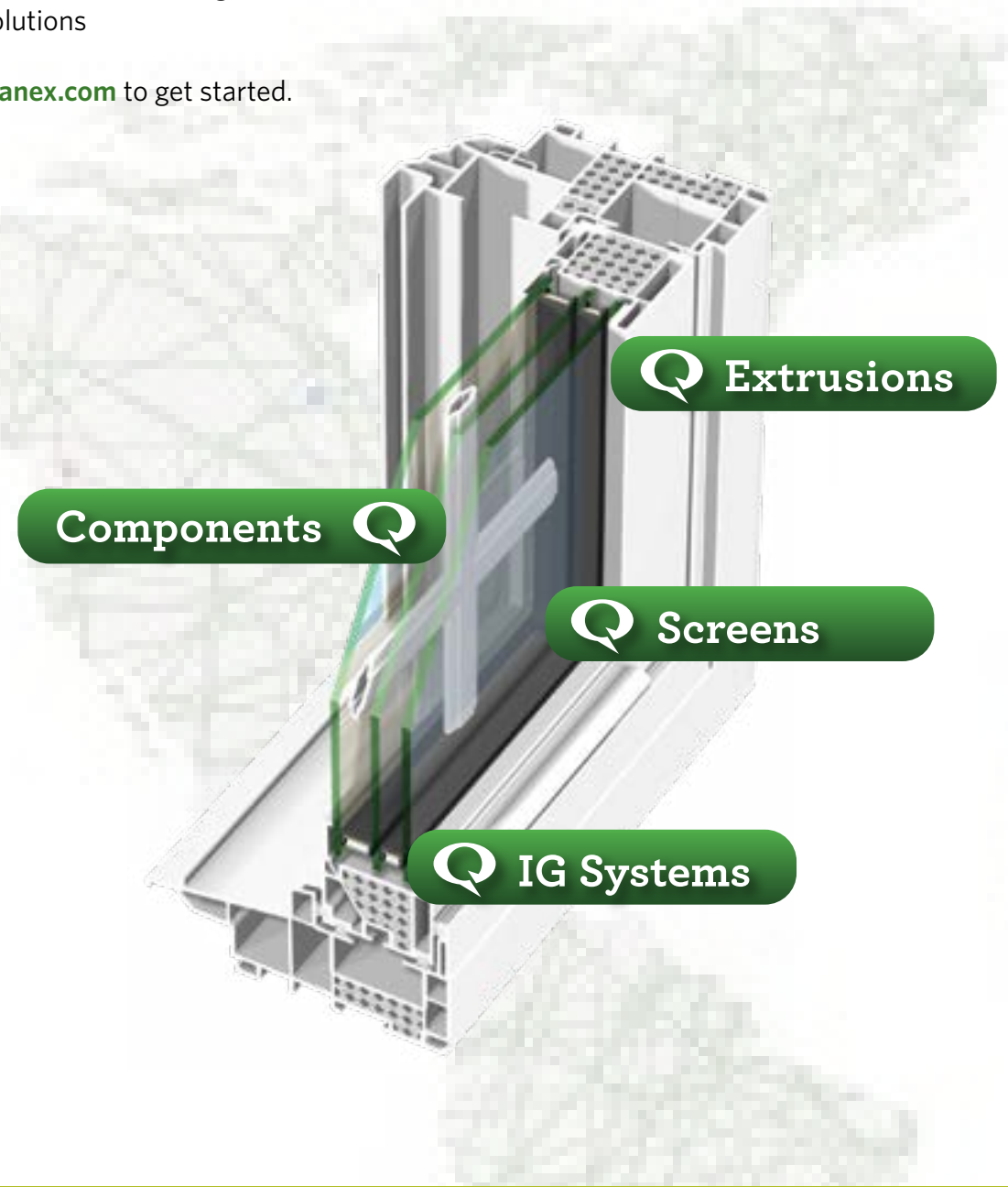


Quanex Jamb System utilizes MikronWood™, a rot-proof, moisture-impervious frame. MikronWood is a specialty resin blend, solid core material with superior thermal conductivity resistance—energy loss (heat transfer) is 83% lower than fiberglass and 63% lower than wood.

Quanex SuperCap™ pre-finished profiles are available in white, almond and adobe and provide superior durability over other jamb materials. In impact performance tests, SuperCap tested 73% harder than fiberglass and 214% harder than cellular PVC, and it never needs painting.



Quanex frames and astragals utilize Leading Edge™ corner pads for high performance and reduced water and air infiltration.





High-Performance Thresholds

Virtually eliminate air and water infiltration | Meet code and ADA requirements | Resist weathering
Create efficiencies with pre-assembled components | Built-in flexibility



**Designed for Performance.
Designed for You.**

Quanex Building Products
T: 800.537.7285
F: 765.966.2403
Rev 09/2019

www.Quanex.com